




Make a bouquet of delicate eggshell tulips using eggshells (or egg carton sections) and pipe cleaners. Younger children will find it easier to use the egg carton sections.

Supplies needed:

- Eggshells (or egg cartons sections)
- Green pipe cleaners
- Acrylic paint and marker pens
- Hot glue or pva glue

	<p>Clean eggshell halves and dry them gently. Or, for more durable flowers, use egg carton sections. Cut the carton sections to look like a tulip.</p> <p>Using acrylic paint, decorate the shells to look like tulips. Let the paint dry overnight. When the paint is completely dry, add details to the tulips using marker pens.</p>
	<p>Curl one end of a green pipe cleaner into a spiral shape (this will be glued onto the base of the tulip).</p>
 <small>©ZoomSchool.com</small>	<p>Glue the spiral to the tulip (if using pva glue, let it set for a few hours).</p>